

COMMON VACUUMS

	Wet & Dry Vacs		Dedicated Extractor	Dry Vac Tool Capable
	32 Litre	76 Litre		
	 760mm	 1300 mm	  ▲ Optional Carpet Tool  ▲ Armchair Nozzle included	  ▲ Powertool not included
		 Optional Outrigger Tipping Trolley		
	Wet & Dry Vac with single motor	Wet & Dry Vac with three motors	Dedicated Extractor for Car & Upholstery detailing. Supplied with Armchair Nozzle	Connect optional Power Head for removal of tailings. Automatically switches on when power tool starts
	ARES PLUS W1125	VERSO W1330	ESTRO W1125	ELECT W1125E
Type	Wet & Dry	Wet & Dry	Extractor	Wet & Dry
Tank	Stainless	Stainless	Stainless	Poly
Tank Capacity	32 litres	76 litres tipping	37 litres	37 litres fixed
Motors	1	3	1	1
Voltage	240v	240v	240v	240v
Power Max.	1400	3300	1400	1400
Power Cont.	1200	2900	1200	1200
Weight	13.7kg	29kg	18.7kg	13.9kg
Dimensions			400x400x850H	440x400x850H
List	\$449 C	\$poa	\$poa	\$poa

Push Sweeper

WALK BEHIND SWEEPER

Features a 30 Litre waster hopper, adjustable handle & rear draw
Easily collects pine needles, waste paper and leaves & handle
Italian manufactured
Cleaning width 650mm
Weights 30kg



Model	Brushes	List
FLASH 650M	Single	\$727 C
FLASH 950M	Twin	\$999 C

Vac Accessories



VAC MOTORS

Model	Watts	List
Italian SIX		
MO10302BP250V	1250W	\$poa
MO12382BP250V	1250W	\$poa
Italian Ametek		
MO7610148	1300W	\$poa



EXTRACTOR CARPET TOOL

MODEL	Watts	List
MO10302BP250V	1250W	\$poa
MO12382BP250V	1250W	\$poa



Crevis Tool

Part #	List
335 ACLP040	\$poa









Armchair Nozzle

Part #	Type	List
ACBL100PO/C	Complete	\$poa
ACBL100PO	No Trigger	\$poa

Vacuum Cleaners

Specialty Solutions



Specialty Solutions					
	Dry 12V	White Rooms	Quiet	Beat	Bio
					
	12v 12v Dry machine, where no 240V power available	Restricts Contamination High filtration machine fitted standard with Hepa filter. Designed for hospitals, restaurants etc.	Noise reduction 2 Speed switch with the "Low" setting working at a lower noise level	Filter shaker Built in filter shaker for effective filter cleaning	Complete with water filter & polyester filter that retains 99.9% of dust
	ARES FLDP100	ARES WHITE WDP100	QUIET QDP125	BEAT VWI125	BIO BWP110
Type	Dry	Wet & Dry	Dry	Dry	Wet & Dry
Tank	Poly	Poly or SS	Poly	Poly or SS	Poly
Tank Capacity	21 litres	21 litres	21 litres	23 litres	21 litres
Motors	1	1	1	1	1
Voltage	12v	240v	240v	240v	240v
Power Max.	1150	1150	1400 or 900	1400	1250
Power Cont.	1050	1050	1200 or 800	1200	1050
Water lift	2400	1350	2400 or 1600	2400	1530
Weight	9.3kg	9.3kg	9.3kg	9.3kg	10.1kg
List	\$poa	\$poa	\$299 C	\$poa	\$poa

	Eject Pump Out	Moving swarf etc.		Steam Wave	Vibra
					
	With submersible pump for liquid suction. Ideal for basement and cellar de flooding	Sucks swarf, wood tailings, glass & other manufacturing waste		Steam Wave for restaurants, hotels etc. Ideal where extremely accurate cleaning is necessary	Fitted with electromechanical vibrator. Starts automatically to clean the filter.
	EJECT WI220	MAXIMUS VEWI375T	MAXIMUS VEWI375TP	STEAMWAVE SWP110	VIBRA DP125E
Type	Wet	Wet & Dry	Wet & Dry	Steam	Wet & Dry
Tank	Stainless	Stainless	Stainless	Poly	Poly
Tank Capacity	76 litres	77 litres	77 litres	22 litres (boiler 2.2lt)	37 litres fixed
Motors	2	3	3	Boiler 900 + 900 W	1
Voltage	240v	240v	240v	240v	240v
Power Max.	2400	3600	3600	1250w	1400
Power Cont.	2050	3150	3150		1200
Waterlift	2250	2400	2400	Steam 140°	
Pump	125 l/min.			4.5Bar	
Weight	28kg	28.5kg	28.5kg	22kg	12.8kg
Dimensions	608x608x1300H				
List	\$poa	\$poa	\$poa	\$poa	\$poa