




REPLACE YOUR PUMP

....Our Comet Italian pump assemblies are fully built to allow an easy exchange of the old pump on your petrol engine....
4 Bolts off, 4 bolts on and you have a new machine....

Fits Petrol Engines:			
5 TO 7 Hp	5 TO 7 Hp	6 TO 7 Hp	6.5 Hp
			
BXD2528G Assy Comet \$399 C RMV2.5G30D Assy Annovi \$329 C	BWD-K2527 \$poa	BWD-K3027 Assy \$poa	LWD-K3522 Assy \$poa
<i>Axial Pump with built in unloader Lighter duty</i>	<i>Plunger Pump with built in unloader Medium Duty</i>		<i>Plunger Pump with built in unloader Heavier Duty</i>
9 l/min 2800Psi	9 l/min 2700Psi	11 l/min 2700Psi	13 l/min 2200Psi
Direct Drive 3400Rpm	Direct Drive 3400Rpm		Direct Drive 3400Rpm
3/4" Keyed Shaft	3/4" Keyed Shaft		3/4" Keyed Shaft

Fits Petrol Engines 9Hp to 13Hp			
9 to 13 Hp	9 Hp	11 to 13Hp	13 Hp
			
ZWD-K4042 Assy Comet \$899 C	ZWD3530G Assy	ZWD4040G Assy Comet \$999 C RRV4G40M Assy AR \$799 C	RW4030 Assy+GB \$1,739 C
<i>Plunger Pump with built in unloader Semi-Prof. duty</i>	<i>Plunger Pump with external unloader Professional duty</i>		<i>Premium Pump with external unloader Heavy duty</i>
15 l/min 3600Psi	13 l/min 3000Psi	15 l/min 4000Psi	15 l/min 3500Psi
Direct Drive 3400Rpm	Direct Drive 3400Rpm	Direct Drive 3400Rpm	Gear Box Drive 1450Rpm
1" (25.4mm) Keyed Shaft	1" (25.4mm) Keyed Shaft	1" (25.4mm) Keyed Shaft	1" (25.4mm) Keyed Shaft

Consumables

- Ideal for high pressure pumps
- Non Detergent & Non Foaming
- Specially formulated & rated for superior rust & oxidation protection
- Not for use in the engine







Part #	Volume	List
85.490.000	Oil - 1 Litre	\$21
85.490.001	Oil - 12 Pack	\$199

High Pressure Pumps

Comet Italy Premium Pump



THE INDUSTRY LEADER

Comet Premium Pumps		
Mid duty premium SOLID SHAFT 1" (24mm)1450 RPM	Heavy duty premium SOLID SHAFT 1" (24mm)1450 RPM	Heavy duty premium SOLID SHAFT 1" (24mm)1750 RPM
 RW4030	 TW5550	 TWS5550
Standard: FW2 4030 - 15 l/min @ 3000Psi - 7.5 Hp* \$poa FW2 4540 - 16 l/min @ 4000Psi - 12.2 Hp \$poa FW2 5530 - 21 l/min @ 3000Psi - 10.5 Hp* \$914C Premium: RW4030 - 15 l/min @ 3000Psi - 8.1 Hp* \$poa RW4035 - 16 l/min @ 3500Psi - 10.1 Hp \$poa RW4540 - 16 l/min @ 4000Psi - 11.6 Hp \$961C RW5040 - 20 l/min @ 4000Psi - 13.1 Hp \$poa RW5530 - 21 l/min @ 3000Psi - 10.8 Hp* \$poa	Standard: SW5540 - 21 l/min @ 4000Psi - 14.5 Hp* \$1,233C TW5050 - 20 l/min @ 5000Psi - 17.5 Hp \$poa TW5550 - 23 l/min @ 5000Psi - 19.0 Hp \$1,814 C TW7036 - 27 l/min @ 3600Psi - 16.5 Hp \$1,399 C TW8036 - 33 l/min @ 3000Psi - 20.5 Hp* \$1,434 C TW8040 - 33 l/min @ 4000Psi - 23.0 Hp* \$1,399 C TW10025 - 38 l/min @ 2500Psi - 16.5 Hp* \$poa TW11025 - 42 l/min @ 2500Psi - 18.5 Hp* \$poa TW4070 - 17 l/min @ 7300Psi - 21.2 Hp \$poa TW5070 - 20 l/min @ 7300Psi - 25.2 Hp \$poa TW5570 - 22 l/min @ 7300Psi - 27.9 Hp \$1,399 C	Standard: RWS5040 - 20 l/min @ 4000Psi - 14.1 Hp \$poa TWS5050 - 20 l/min @ 5000Psi - 17.5 Hp \$poa TWS5550 - 21 l/min @ 5000Psi - 19.0 Hp \$poa TWS7040 - 26 l/min @ 4000Psi - 18.5 Hp \$poa TWS8035 - 31 l/min @ 3500Psi - 19.5 Hp \$poa
	The Plumbers choice	 Tough Pumps for Rugged applications

Comet "HPP" Ultra High Performance Pumps		
CH SERIES SOLID SHAFT 30mm	EL SERIES SOLID SHAFT 35mm	SLR SERIES SOLID SHAFT 70mm
		
CL 49/200 - 49 l/min / 2900Psi / 26Hp/1000Rpm CH 25/500 - 25 l/min / 7250Psi / 33Hp/1450Rpm CH 31/300 - 25 l/min / 4350Psi / 25Hp/1450Rpm	EL 102/160 - 102 l/min / 2320Psi / 43Hp/1000Rpm EL 152/100 - 152 l/min / 1450Psi / 40Hp/ 800Rpm ELS 84/210 - 84 l/min / 3046Psi / 48Hp/1000Rpm	SLR 263/160 - 263 l/min / 2320Psi / 110Hp / 1500Rpm GL109/290 - 109 l/min / 4205Psi / 84Hp / 750Rpm

Gear Reduction Boxes - PA

Specifications:

- Gear Ratio of 2.176:1
- For engines from 11-31Hp / SAE Flange J609A
- Suits Comet, AR, Bertolini, Interpump, Leuco & Hawk



Fully Built Pump/Gear Box Assemblies available

Part #	Type	Hp	Motor Shaft	Pump Shaft	List
145 50.0600.00	B5	6.5 Hp	3/4"	24mm	\$179 C
145 50.0000.00	B18	11-18 Hp	1"	24mm	\$382 C
145 50.0050.00	B18H	11-18 Hp Honda	1"	24mm	\$399 C
145 50.0040.00	B18	11-18 Hp	1 1/8"	24mm	\$399 C
145 50.0062.00	B24	18 - 24 Hp	1"	24mm	\$427 C
145 50.0060.00	B24	18-24 Hp	1 1/8"	24mm	\$427 C
145 50.0064.00	B24	18-24 Hp	1 1/8"	25mm	\$427 C
145 50.0071.00	B31	31 Hp	1 1/8"	24mm	\$475 C
145 50.0071.30	B31	31 Hp	1 1/8"	30mm	\$545 C